



Village of Fruitvale

5 Year Financial Plan

2016-2020



- ❑ What is a Financial Plan
 - ❑ Required under the Community Charter
 - ❑ Future planning for works and services
 - ❑ Maintaining current service levels
 - ❑ Consider future service requirements and costs
 - ❑ Enhance services, programs and lifestyle
 - ❑ Public consultation
 - ❑ To be transparent
 - ❑ To be accountable to taxpayers



□ Current services provided

□ Transportation – including streets & roads

- Snow plowing & clearing, salting, sanding
- Road patching, grading, gravel, brushing, dust control
- Sidewalks, boulevards, streetlights, signage

□ Health & Safety

- Sanitary sewer collection & treatment, storm drainage, flooding
- Water treatment & distribution (for RDKB)
- Solid waste collection (both residential & business)
- Cemetery



□ Current services continued....

□ Protective services

- Bylaw enforcement, animal control
- Community & land use planning, building inspection
- Policing (Provincial /RCMP)
- Emergency planning & management

□ Lifestyle enhancement

- Parks, recreation, and programming (BV Youth, Age Friendly, other leisure activities, playgrounds, sport fields etc.)
- Ongoing recreation, trails & walking path improvements
- Community beautification (hanging baskets, mowing, weed control, Xmas lights, trees)
- Community spirit, communication and events
 - (Canada Day, Jingle Down Main, May Days support, Remembrance Day.)



□ Future service planning

□ Infrastructure renewal

- Water systems (through RDKB)
- Liquid waste (sewer) collection and treatment system
- Storm water and drainage
- Street reconstruction and paving patches
- Sidewalk repair and maintenance
- Replacing parks structures



□ Who provides services?

- Some Village, some shared regionally with other communities and electoral areas where financially advantageous
 - Transportation – all Village costs except for Hwy3B
 - Sewer, drainage, garbage collection – all Village costs
 - BV Water Service – Village operates it for the RDKB and it covers some Village, some RDKB Area A. Other parts of the Village are serviced by Beaver Falls Waterworks District
 - Cemetery – Village owns and operates it with a grant from RDKB
 - Recreation, Regional Parks & Trails – RDKB (members are Fruitvale, Montrose and EA A)



- ❑ Who pays for the services, and how?
 - ❑ Regardless of who provides the services, the costs are on the tax notice.
 - ❑ When the services are provided regionally, financial input is through your Regional District Director. Our share of the costs are then “requisitioned” by the RDKB from the Village, and tax rates are set in order to collect the necessary amounts.
 - ❑ When the services are provided by the Village, Council determines the level of service based on public expectations and staff recommendations.



- Who pays for the services, and how?
 - Other levels of government and quasi-governmental organizations also receive their revenues through the Village collecting their taxes
 - School taxes
 - Policing taxes
 - Regional Hospital District requisition
 - BC Assessment Authority
 - Municipal Finance Authority
 - The amounts collected are shown in charts later in this presentation and may vary year to year based on what the assessment changes are in the Village compared to assessment changes in other areas of the Province.



□ Taxation Background

- Stable economic base and population, we did have some increased residential assessment this year due to new construction and some residential housing was reassessed by BC Assessment Authority
- Changing demographics – aging population but still significant family and youth influence
- Tax base is 95% residential base, less than 5% business, utilities and farm lands, and no industrial base at all
- Slow development, generally small assessment changes, few infill opportunities, small geographic area and no room to expand except through annexation of electoral areas or amalgamation
- Service level expectation is high



- ❑ Taxation Strategies (these only apply to VoF services)
 - ❑ Support business by maintaining tax ratio levels (Village does not set assessments, but does have some control over the ratio between classes)
 - ❑ Maintain service levels, evaluate fee for service annually
 - ❑ Limited tax to 2.5% on Village levies
 - ❑ Shared services where financially advantageous
 - ❑ Actively seek grants from governmental as well as non-traditional sources
 - ❑ Form community partnerships to facilitate services

VoF 5 Year Financial Plan 2016-2020



This table shows that the amount charged to each assessment class has remained relatively constant from 2015 to 2016, varying only a fraction of a percent.

Comparison of Taxes Raised (by Assessment Class)

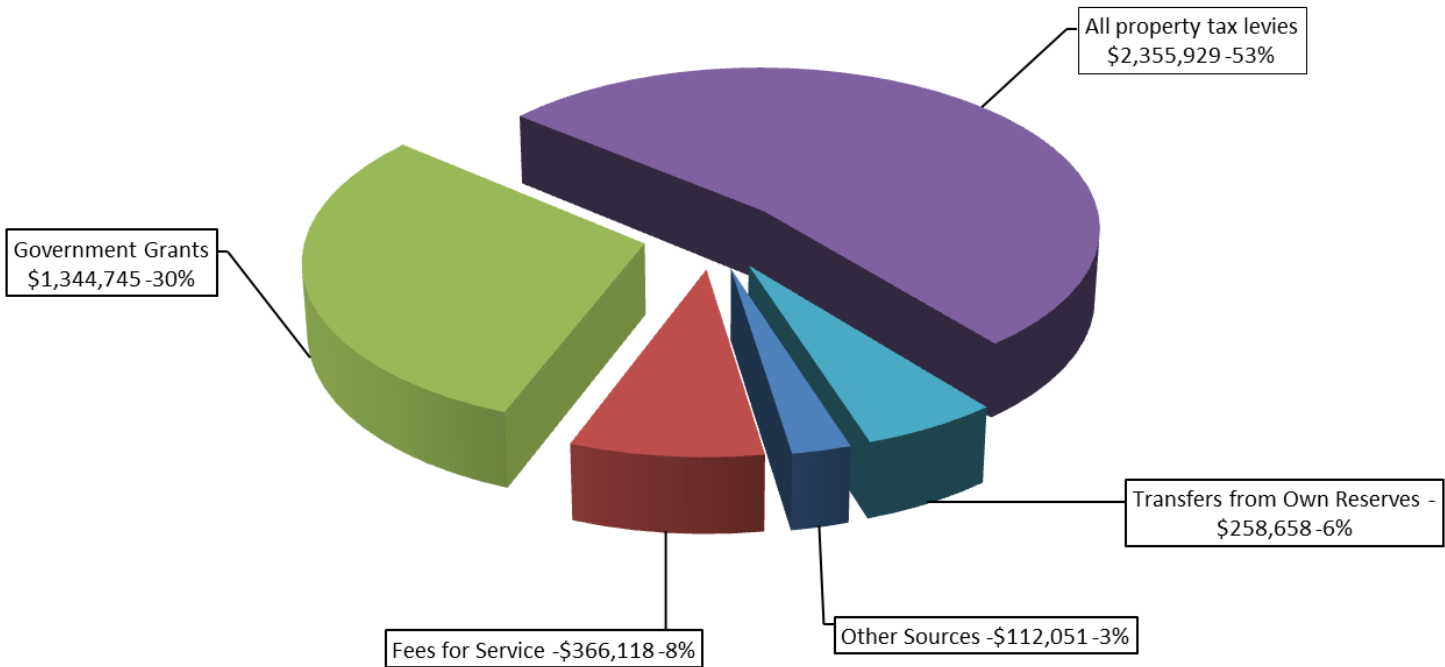
<i>Class</i>	<i>2015 \$</i>	<i>%</i>	<i>2016 \$</i>	<i>%</i>
Residential	2,085,165	87.25%	2,091,661	87.33%
Utilities	66,845	2.80%	69,563	2.90%
Business	236,756	9.90%	232,636	9.72%
Farm	1,146	0.05%	1,217	0.05%
	\$ 2,389,912	100.00%	\$ 2,391,250	100.0%

VoF 5 Year Financial Plan 2016-2020



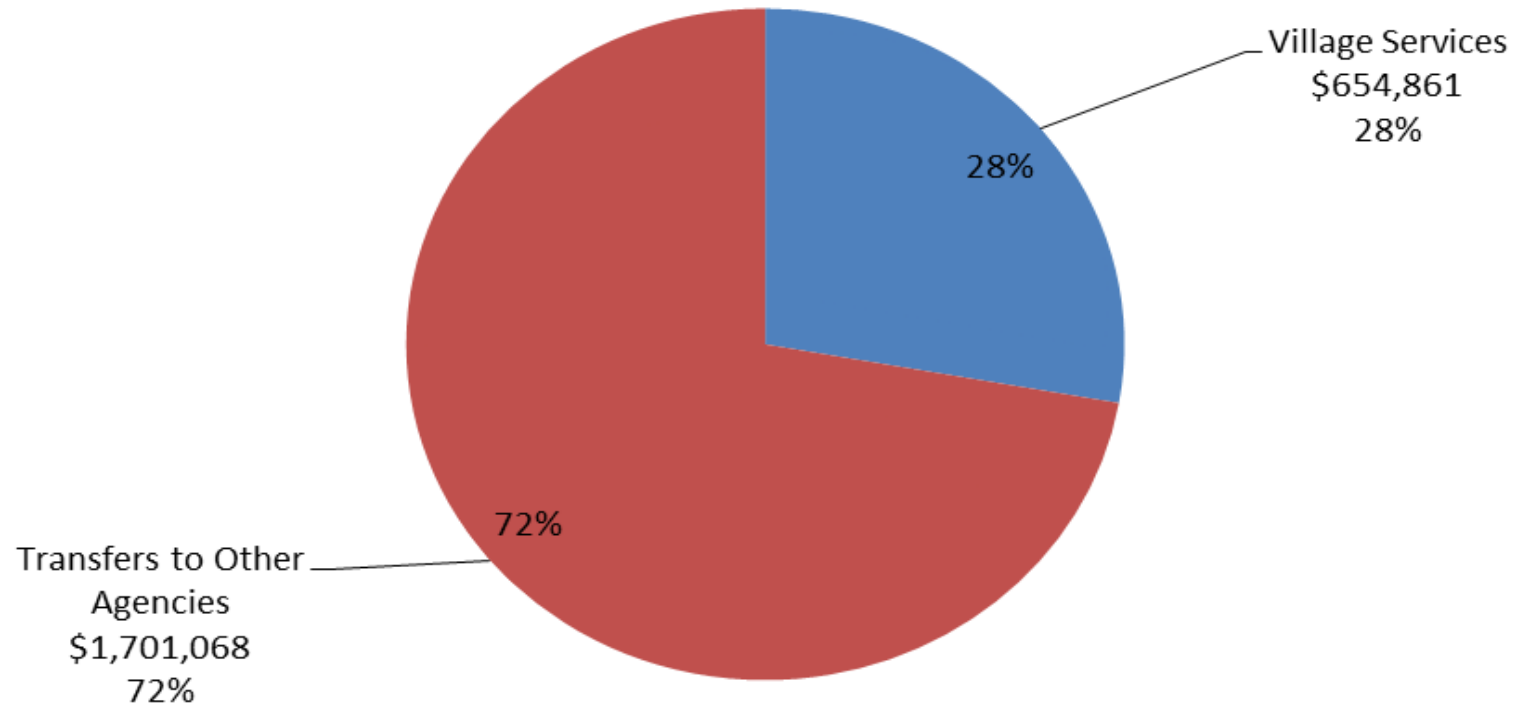
Where the money comes from:

2016 All Revenue Sources - \$4,437,501





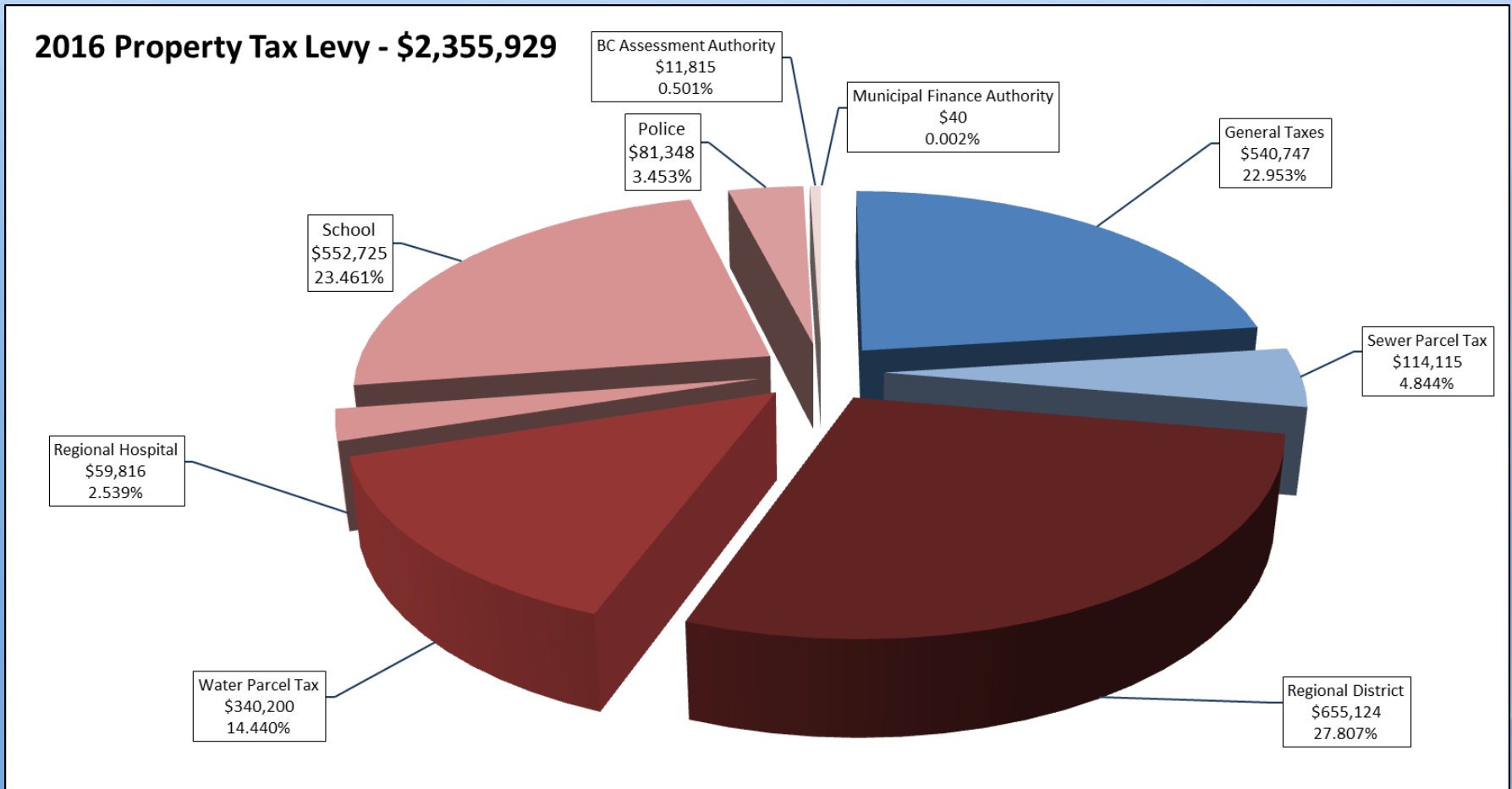
Where Your Taxes Go



VoF 5 Year Financial Plan 2016-2020



Where your actual tax dollars get transferred to:

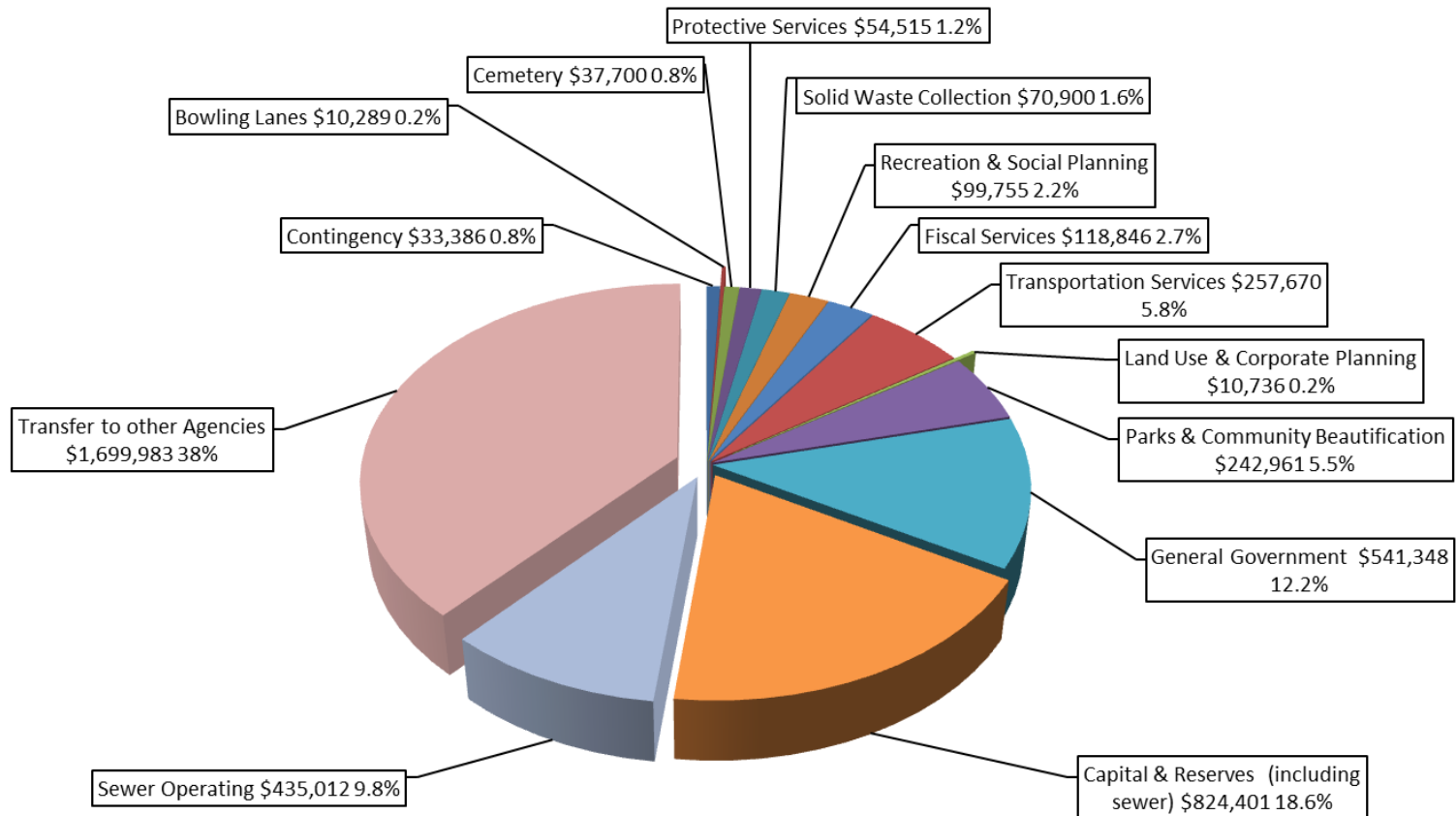


VoF 5 Year Financial Plan 2016-2020



Where all the money gets spent:

2016 Budget Expenditures - \$4,437,501



VoF 5 Year Financial Plan 2016-2020



Comparison of Tax 2016 to 2015.

		2016	2015	DOLLAR CHANGE	PERCENT CHANGE
assessment		\$216,214	\$220,550	-\$4,336	-2.01%
residential tax calculation					
General Municipal		\$611.47	\$598.57	\$12.91	2.11%
RDKB		\$707.13	\$716.79	-\$9.66	-1.37%
WKBR Hospital District		\$64.56	\$62.75	\$1.81	2.81%
School		\$599.54	\$632.78	-\$33.24	-5.54%
BCAA		\$11.74	\$13.65	-\$1.91	-16.28%
MFA		\$0.04	\$0.04	\$0.00	-2.01%
Police		\$87.80	\$88.48	-\$0.68	-0.77%
water frontage		\$450.00	\$450.00	\$0.00	0.00%
sewer frontage		\$145.00	\$120.00	\$25.00	17.24%
gross taxes		\$2,677.29	\$2,683.06	-\$5.78	-0.22%
w/reg home owner grant	-\$770.00	\$1,907.29	\$1,913.06	-\$5.78	-0.30%
w/senior home owner grant	-\$1,045.00	\$1,632.29	\$1,638.06	-\$5.78	-0.35%



On a house assessed @ \$216,214

- All property taxes levied for all services per day - Gross \$7.31
(with Home Owner Grant applied \$5.21, senior HOG \$4.46 per day)

ASSUMPTION BASIC H.O.G.

Per Day

- | | |
|-------------------------------------------|--------|
| □ Policing | \$0.24 |
| □ School | \$1.64 |
| □ RDKB BV Water Parcel Tax | \$1.23 |
| □ Regional Fire Services | \$0.53 |
| □ BV Recreation | \$0.79 |
| □ Greater Trail Arts & Culture | \$0.11 |
| □ East End Regional Transit | \$0.19 |
| □ Regional Landfill (net of tipping fees) | \$0.11 |
| □ Regional Cemetery (net of user fees) | \$0.07 |
| □ East End Regional Economic Development | \$0.03 |
| □ Regional Emergency Management | \$0.03 |
| □ Regional 911 Communications | \$0.03 |

VoF 5 Year Financial Plan 2016-2020



❑ The cost of a commercial bottle of water	\$2.30
❑ The cost of a “bottled beverage”	\$1.73
❑ The cost of a large glass of BV water (500 ml)	\$0.0007
❑ The cost of a cup of coffee	\$1.75
❑ The cost of all your water use for the day (average use is 418 L per person per day)	\$1.99
❑ The cost of your sewer use for the day	\$1.17
❑ The cost of your garbage pick up per day (With landfill costs factored in \$0.28 per day)	\$0.17
❑ The cost of a 12” sub sandwich & pop	\$10.10
❑ Cost of all Village services per day	\$3.01
❑ The cost of average gross taxes per day	\$7.31